

General Ledger Balances by Fund -- Month 9 (FY2021)

10/1/2021 9:05 AM
Report Code: 3 - Full

Parameters: Date Range: 9/1/2021-9/30/2021 Selected Funds: 163 Summary

Fund - Revenue Code	Beginning Balance	Cash Receipts	Void Checks	Transfer In	Tax Transfer In	Com Earned	Void Receipts	Warrants Paid	Transfer Out	Tax Transfer Out	Com Charged	Other Checks	Ending Balance
1000 General Fund	5,653,773.58	630,934.36	625.66	4,333.77	216,810.60	0.00	0.00	(1,103,349.91)	(422.82)	0.00	(14,173.09)	(61.44)	5,388,470.71
1003 Investment Fund	0.00	0.00	0.00	0.00	0.00	0.00	0.00	0.00	0.00	0.00	0.00	0.00	0.00
1005 Coronavirus Relief Fund	1,398,463.18	0.00	0.00	835.91	0.00	0.00	0.00	0.00	0.00	0.00	(16.72)	0.00	1,399,282.37
1888 AWIN Infrastructure Fund	450,308.96	0.00	0.00	269.16	0.00	0.00	0.00	0.00	0.00	0.00	(5.38)	0.00	450,572.74
1890 Jacob Kade Holliday Restitution Fund	14,864.64	0.00	0.00	8.89	0.00	0.00	0.00	0.00	(8.89)	0.00	0.00	0.00	14,864.64
1892 Capital Fund	2,169,338.66	41,768.56	0.00	1,302.39	0.00	0.00	0.00	0.00	0.00	0.00	(861.42)	0.00	2,211,548.19
1896 Unclaimed Property Fund	264,675.89	0.00	0.00	0.00	0.00	0.00	0.00	0.00	0.00	0.00	0.00	0.00	264,675.89
2000 Road Fund	6,726,141.80	472,464.27	12.91	4,246.56	55,372.70	0.00	0.00	(712,262.91)	0.00	0.00	(10,630.11)	(16.13)	6,535,329.09
2001 Road Investment Fund	0.00	0.00	0.00	0.00	0.00	0.00	0.00	0.00	0.00	0.00	0.00	0.00	0.00
2003 Additional Motor Fuel Tax Fund (Act 416 of	102,337.83	23,178.65	0.00	69.32	0.00	0.00	0.00	0.00	0.00	0.00	(464.96)	0.00	125,120.84
3000 Treasurer's Automation Fund	82,692.53	0.00	0.00	46.74	0.00	0.00	0.00	(8,471.97)	0.00	0.00	0.00	0.00	74,267.30
3001 Collector Automation Fund	244,111.19	0.00	0.00	139.91	0.00	0.00	0.00	(20,814.40)	0.00	0.00	(2.80)	0.00	223,433.90
3002 Circuit Court Automation (Act 1262)Fund	259,649.82	6,581.74	0.00	156.83	0.00	0.00	0.00	(2,244.52)	0.00	0.00	(134.77)	0.00	264,009.10
3003 WD District Court Automation Fund	106,709.80	5,479.65	0.00	65.26	0.00	0.00	0.00	(1,292.39)	0.00	0.00	(110.90)	0.00	110,851.42
3004 Assessor's Amendment No. 79 Fund	161,256.50	0.00	0.00	96.39	0.00	0.00	0.00	0.00	0.00	0.00	(1.93)	0.00	161,350.96
3005 County Clerk's Cost Fund	47,327.53	4,621.36	0.00	30.32	0.00	0.00	0.00	(1,721.84)	0.00	0.00	(93.02)	0.00	50,164.35
3006 Recorder's Cost Fund	672,457.01	90,398.38	0.00	425.85	0.00	0.00	0.00	(50,429.41)	0.00	0.00	(1,816.49)	0.00	711,035.34
3008 County Library Fund	0.00	0.00	0.00	0.00	26,049.69	0.00	0.00	(25,497.97)	0.00	0.00	(521.00)	(30.72)	0.00
3012 Child Support Cost Fund	23,475.31	0.00	0.00	14.03	0.00	0.00	0.00	0.00	0.00	0.00	(0.28)	0.00	23,489.06
3014 Communication Facility & Equipment Fund	469,044.99	12,218.04	0.00	6,414.43	0.00	0.00	0.00	(16,801.20)	0.00	0.00	(249.93)	0.00	470,626.33
3015 Drug Control Fund	12,000.69	0.00	0.00	7.17	0.00	0.00	0.00	0.00	0.00	0.00	(0.14)	0.00	12,007.72
3017 Jail Operation and Maintenance Fund	157,324.03	26,448.63	0.00	102.31	0.00	0.00	0.00	(51,206.13)	0.00	0.00	(531.02)	0.00	132,137.82
3018 County Detention Facility Fund	25,833.62	1,880.07	0.00	16.10	0.00	0.00	0.00	0.00	0.00	0.00	(37.92)	0.00	27,691.87
3019 Boating Safety Fund	51,802.98	0.00	0.00	30.96	0.00	0.00	0.00	0.00	0.00	0.00	(0.62)	0.00	51,833.32
3020 Emergency 911 Fund	63,359.72	4,452.40	0.00	38.14	0.00	0.00	0.00	(3,336.29)	0.00	0.00	(89.80)	0.00	64,424.17
3022 Emergency Vehicle Fund	45,573.91	103.95	0.00	579.96	0.00	0.00	0.00	(21,911.02)	0.00	0.00	(2.45)	0.00	24,344.35
3024 Public Defender (17-19-301) Fund	47,628.97	0.00	0.00	28.47	0.00	0.00	0.00	0.00	0.00	0.00	(0.57)	0.00	47,656.87
3026 Indigent Criminal Defense Fund	200,044.49	0.00	0.00	7,701.68	0.00	0.00	0.00	(8,816.31)	0.00	0.00	(2.39)	0.00	198,927.47
3028 Adult Drug Court Fund	7,465.28	50.00	0.00	4.48	0.00	0.00	0.00	0.00	0.00	0.00	(1.09)	0.00	7,518.67
3029 Public Safety Fund	4,200.16	8.03	0.00	2.51	0.00	0.00	0.00	0.00	0.00	0.00	(0.21)	0.00	4,210.49
3031 Juvenile Probation Fee Fund	55,983.00	1,392.00	0.00	33.86	0.00	0.00	0.00	(852.60)	0.00	0.00	(28.52)	0.00	56,527.74
3039 Circuit Clerk Commission Fee Fund	25,675.49	0.00	0.00	15.35	0.00	0.00	0.00	0.00	0.00	0.00	(0.31)	0.00	25,690.53
3042 Assessor's Late Assessment Fee Fund	56,927.80	0.00	0.00	34.14	321.80	0.00	0.00	0.00	0.00	0.00	(7.12)	0.00	57,276.62

Craighead County Treasurer

General Ledger Balances by Fund -- Month 9 (FY2021)

10/1/2021 9:05 AM
Report Code: 3 - Full

Parameters: Date Range: 9/1/2021-9/30/2021 Selected Funds: 163 Summary

Fund - Revenue Code	Beginning Balance	Cash Receipts	Void Checks	Transfer In	Tax Transfer In	Com Earned	Void Receipts	Warrants Paid	Transfer Out	Tax Transfer Out	Com Charged	Other Checks	Ending Balance
3045 District Court Specialty Court Fund	574.30	450.00	0.00	0.40	0.00	0.00	0.00	(317.69)	0.00	0.00	(9.01)	0.00	698.00
3046 American Rescue Plan Fund	10,735,408.56	0.00	0.00	6,416.91	0.00	0.00	0.00	0.00	0.00	0.00	0.00	0.00	10,741,825.47
3414 Juvenile Court Drug Court Fee Fund	1,143.24	150.00	0.00	0.60	0.00	0.00	0.00	(350.00)	0.00	0.00	(3.01)	0.00	940.83
3490 Sheriff D.A.R.E. Account Fund	28,884.29	0.00	0.00	16.54	0.00	0.00	0.00	(2,262.99)	0.00	0.00	(0.33)	0.00	26,637.51
3492 Sheriff Federal Drug Forfeiture Fund	15,357.08	0.00	0.00	9.18	0.00	0.00	0.00	0.00	0.00	0.00	(0.18)	0.00	15,366.08
3494 ED District Court Automation Fund	16,871.99	656.01	0.00	10.31	0.00	0.00	0.00	(13.24)	0.00	0.00	(13.33)	0.00	17,511.74
3498 County Jail Fund	298,735.38	0.00	0.00	10,994.17	0.00	0.00	0.00	0.00	0.00	0.00	(3.65)	0.00	309,725.90
3501 Juvenile Detention Facilities Grant Fund	44,765.45	0.00	0.00	26.76	0.00	0.00	0.00	0.00	0.00	0.00	(0.54)	0.00	44,791.67
3504 Adult Drug Court Grant Fund	572.17	0.00	0.00	0.34	0.00	0.00	0.00	0.00	0.00	0.00	(0.01)	0.00	572.50
3539 FY22 State Hazard Mitigation CR 7628/7629	0.00	0.00	0.00	0.00	0.00	0.00	0.00	(3,816.65)	0.00	0.00	0.00	0.00	(3,816.65)
3540 FEMA Hazard Mitigation Grant Program	0.00	0.00	0.00	0.00	0.00	0.00	0.00	0.00	0.00	0.00	0.00	0.00	0.00
3541 DHS Veterans CARES Act Grant	20.38	0.00	0.00	0.00	0.00	0.00	0.00	0.00	(20.38)	0.00	0.00	0.00	0.00
3542 Blue & You Foundation Mini-Grant, County	1.81	0.00	0.00	0.00	0.00	0.00	0.00	0.00	(1.81)	0.00	0.00	0.00	0.00
3543 Blue & You Foundation Mini-Grant, Juvenile	1.81	0.00	0.00	0.00	0.00	0.00	0.00	0.00	(1.81)	0.00	0.00	0.00	0.00
3544 Blue & You Foundation Mini-Grant, Mainten	1.81	0.00	0.00	0.00	0.00	0.00	0.00	0.00	(1.81)	0.00	0.00	0.00	0.00
3545 Blue & You Foundation Mini-Grant, Public	1.81	0.00	0.00	0.00	0.00	0.00	0.00	0.00	(1.81)	0.00	0.00	0.00	0.00
3546 Blue & You Foundation Mini-Grant, Highwa	2.06	0.00	0.00	0.00	0.00	0.00	0.00	0.00	(2.06)	0.00	0.00	0.00	0.00
3547 Veterans CARES Act Grant	4.45	0.00	0.00	0.00	0.00	0.00	0.00	0.00	(4.45)	0.00	0.00	0.00	0.00
3548 Rural Community Grant Prog / Southridge F	30,100.56	0.00	0.00	0.66	0.00	0.00	0.00	(29,990.00)	0.00	0.00	(0.01)	0.00	111.21
3549 Craighead County STAR Court Grant	5,531.40	14,232.74	0.00	0.16	0.00	0.00	0.00	(21,639.43)	0.00	0.00	0.00	0.00	(1,875.13)
3550 Hazard Mitigation Project CR 312	0.00	0.00	0.00	0.00	0.00	0.00	0.00	0.00	0.00	0.00	0.00	0.00	0.00
3551 Hazard Mitigation Project CR 780	0.00	0.00	0.00	0.00	0.00	0.00	0.00	0.00	0.00	0.00	0.00	0.00	0.00
3553 Y20 Accountability Court Grant Veteran	2.01	0.00	0.00	0.00	0.00	0.00	0.00	0.00	(2.01)	0.00	0.00	0.00	0.00
3555 CTCL COVID-19 Response Grant	257.80	0.00	0.00	0.00	0.00	0.00	0.00	0.00	(257.80)	0.00	0.00	0.00	0.00
3557 Coronavirus Preparedness Grant Fund	0.00	0.00	0.00	0.00	0.00	0.00	0.00	0.00	0.00	0.00	0.00	0.00	0.00
3559 Blue & You Foundation Mini-Grant, Circuit	0.00	0.00	0.00	0.00	0.00	0.00	0.00	0.00	0.00	0.00	0.00	0.00	0.00
3561 Blue & You Foundation Mini-Grant, Detenti	0.00	0.00	0.00	0.00	0.00	0.00	0.00	0.00	0.00	0.00	0.00	0.00	0.00
3563 Blue & You Foundation Mini-Grant, Election	0.00	0.00	0.00	0.00	0.00	0.00	0.00	0.00	0.00	0.00	0.00	0.00	0.00
3565 Blue & You Foundation Mini-Grant, County	0.00	0.00	0.00	0.00	0.00	0.00	0.00	0.00	0.00	0.00	0.00	0.00	0.00
3567 Blue & You Foundation Mini-Grant, OEM	0.00	0.00	0.00	0.00	0.00	0.00	0.00	0.00	0.00	0.00	0.00	0.00	0.00
3569 Blue & You Foundation Mini-Grant, Tax Ass	0.00	0.00	0.00	0.00	0.00	0.00	0.00	0.00	0.00	0.00	0.00	0.00	0.00
3571 Blue & You Foundation Mini-Grant, Lake Cit	0.00	0.00	0.00	0.00	0.00	0.00	0.00	0.00	0.00	0.00	0.00	0.00	0.00
3573 Blue & You Foundation Mini-Grant, Veteran'	0.00	0.00	0.00	0.00	0.00	0.00	0.00	0.00	0.00	0.00	0.00	0.00	0.00

Craighead County Treasurer

General Ledger Balances by Fund -- Month 9 (FY2021)

10/1/2021 9:05 AM
Report Code: 3 - Full

Parameters: Date Range: 9/1/2021-9/30/2021 Selected Funds: 163 Summary

Fund - Revenue Code	Beginning Balance	Cash Receipts	Void Checks	Transfer In	Tax Transfer In	Com Earned	Void Receipts	Warrants Paid	Transfer Out	Tax Transfer Out	Com Charged	Other Checks	Ending Balance
3575 Blue & You Foundation Mini-Grant, Sheriff's	0.00	0.00	0.00	0.00	0.00	0.00	0.00	0.00	0.00	0.00	0.00	0.00	0.00
3577 CY20 Accountability Court Grant Sobriety C	441.44	0.00	0.00	0.00	0.00	0.00	0.00	0.00	(441.44)	0.00	0.00	0.00	0.00
3578 District Court DWI Court Fund	(7,565.78)	0.00	0.00	0.00	0.00	0.00	0.00	(6,151.81)	0.00	0.00	0.00	0.00	(13,717.59)
3579 2020 Juvenile Officer Grant	0.00	0.00	0.00	0.00	0.00	0.00	0.00	0.00	0.00	0.00	0.00	0.00	0.00
3581 Y20 Accountability Court Grant Mental Heal	0.05	0.00	0.00	0.00	0.00	0.00	0.00	0.00	(0.05)	0.00	0.00	0.00	0.00
3583 Court Improvement Program (CIP) Grant	1,320.22	0.00	0.00	0.78	0.00	0.00	0.00	(366.36)	0.00	0.00	(0.02)	0.00	954.62
3585 Northeast AR Veterans Court Expansion Pr	5,294.78	0.00	0.00	0.12	0.00	0.00	0.00	(5,274.44)	0.00	0.00	0.00	0.00	20.46
3587 Arkansas Historic Preservation Program Gr	21.70	0.00	0.00	0.01	0.00	0.00	0.00	0.00	0.00	0.00	0.00	0.00	21.71
3589 Crisis Stabilization Unit Grant Fund	208,579.06	0.00	0.00	85.21	0.00	0.00	0.00	(90,025.40)	0.00	0.00	(1.70)	0.00	118,637.17
3591 Rural Community Grant Prog / Brookland Fi	14,432.49	0.00	0.00	8.63	0.00	0.00	0.00	0.00	0.00	0.00	(0.17)	0.00	14,440.95
3594 Project Lifesaver (Alzheimers) Fund	0.75	0.00	0.00	0.00	0.00	0.00	0.00	0.00	0.00	0.00	0.00	0.00	0.75
3597 Northeast AR Mental Health Court Expansio	5,310.51	0.00	0.00	0.13	0.00	0.00	0.00	(5,274.44)	0.00	0.00	0.00	0.00	36.20
3598 Court House Security Grant Fund	204.11	0.00	0.00	0.00	0.00	0.00	0.00	0.00	(204.11)	0.00	0.00	0.00	0.00
3599 Local Law Enforcement Equipment Grant P	1.34	0.00	0.00	0.00	0.00	0.00	0.00	0.00	(1.34)	0.00	0.00	0.00	0.00
4890 Crisis Stabilization Unit	0.00	0.00	0.00	0.00	0.00	0.00	0.00	0.00	0.00	0.00	0.00	0.00	0.00
6000 Treasurer's Commission Fund	483,990.47	0.00	0.00	302.64	0.00	41,655.64	0.00	0.00	0.00	0.00	0.00	0.00	525,948.75
6001 Collector's Commission Fund	0.00	0.00	0.00	0.00	0.00	0.00	0.00	0.00	0.00	0.00	0.00	0.00	0.00
6002 Collector's Unapportioned Fund	3,695,708.26	2,498,378.65	0.00	2,597.82	0.00	0.00	(0.10)	0.00	0.00	(2,247,145.94)	0.00	0.00	3,949,538.69
6003 Property Tax Relief Fund	404,535.25	0.00	0.00	241.80	0.00	0.00	0.00	0.00	0.00	0.00	0.00	0.00	404,777.05
6004 Delinquent Personal Tax Fund	0.00	63,122.11	0.00	0.00	0.00	0.00	0.00	0.00	0.00	(63,122.11)	0.00	0.00	0.00
6005 Delinquent Real Estate Tax Fund	0.00	37,647.68	0.00	0.00	0.00	0.00	0.00	0.00	0.00	(37,647.68)	0.00	0.00	0.00
6006 Timber Tax Fund	279.23	0.00	0.00	0.07	428.62	0.00	0.00	0.00	0.00	0.00	(8.56)	(699.29)	0.07
6008 State Land Sales Fund	0.00	11,921.17	0.00	0.00	0.00	0.00	0.00	0.00	0.00	(11,921.17)	0.00	0.00	0.00
6009 Law Library Fund	73,424.87	0.00	0.00	4,537.03	0.00	0.00	0.00	0.00	0.00	0.00	(0.88)	(5,101.78)	72,859.24
6010 Administration of Justice Fund	0.00	147,478.84	0.00	0.00	0.00	0.00	0.00	0.00	(48,551.63)	0.00	(2,949.58)	(95,977.63)	0.00
6011 Interest Fund	0.00	21,263.68	0.00	0.00	0.00	0.00	0.00	0.00	(21,263.68)	0.00	0.00	0.00	0.00
6013 Common School Fund	0.00	0.00	0.00	0.00	0.00	0.00	0.00	0.00	0.00	0.00	0.00	0.00	0.00
6016 County Fire Protection Premium Tax Fund	0.00	0.00	0.00	0.00	0.00	0.00	0.00	0.00	0.00	0.00	0.00	0.00	0.00
6017 County Sheriff's Office Fund	0.00	6,470.00	0.00	0.00	0.00	0.00	0.00	0.00	(6,135.89)	0.00	(129.40)	(204.71)	0.00
6400 Jonesboro Public Library Fund	0.00	0.00	30.72	0.00	73,994.50	0.00	0.00	(72,545.34)	0.00	0.00	(1,479.88)	0.00	0.00
6450 Interlocal Agreement (ASP tickets)	0.00	1,748.09	0.00	0.00	0.00	0.00	0.00	0.00	(1,748.09)	0.00	0.00	0.00	0.00
6496 Justice Fund	0.00	12,230.86	0.00	0.00	0.00	0.00	0.00	0.00	0.00	0.00	0.00	(12,230.86)	0.00
6498 Victim Witness Fund	9,275.28	0.00	0.00	4,640.81	0.00	0.00	0.00	0.00	0.00	0.00	(0.14)	0.00	13,915.95

Craighead County Treasurer

General Ledger Balances by Fund -- Month 9 (FY2021)

10/1/2021 9:05 AM
Report Code: 3 - Full

Parameters: Date Range: 9/1/2021-9/30/2021 Selected Funds: 163 Summary

Fund - Revenue Code	Beginning Balance	Cash Receipts	Void Checks	Transfer In	Tax Transfer In	Com Earned	Void Receipts	Warrants Paid	Transfer Out	Tax Transfer Out	Com Charged	Other Checks	Ending Balance
6500 Brookland Fire Department Fund	0.00	0.00	0.00	0.00	3,583.24	0.00	0.00	0.00	0.00	0.00	(71.66)	(3,511.58)	0.00
6510 Southridge Fire Department Fund	0.00	0.00	0.00	0.00	2,565.00	0.00	0.00	0.00	0.00	0.00	(51.30)	(2,513.70)	0.00
6520 Philadelphia Fire Department Fund	0.00	0.00	0.00	0.00	2,430.00	0.00	0.00	0.00	0.00	0.00	(48.60)	(2,381.40)	0.00
6530 Bono Fire Department Fund	0.00	0.00	0.00	0.00	4,456.50	0.00	0.00	0.00	0.00	0.00	(89.13)	(4,367.37)	0.00
6540 Valley View Fire Department Fund	0.00	0.00	0.00	0.00	1,031.11	0.00	0.00	0.00	0.00	0.00	(20.62)	(1,010.49)	0.00
6550 Egypt Fire Department Fund	0.00	0.00	0.00	0.00	437.50	0.00	0.00	0.00	0.00	0.00	(8.75)	(428.75)	0.00
6560 Cash Fire Department Fund	0.00	0.00	0.00	0.00	430.50	0.00	0.00	0.00	0.00	0.00	(8.61)	(421.89)	0.00
6570 Lake City Fire Department Fund	0.00	0.00	0.00	0.00	639.50	0.00	0.00	0.00	0.00	0.00	(12.79)	(626.71)	0.00
6600 City Of Jonesboro Fund	0.00	0.00	0.00	19,835.75	0.00	0.00	0.00	0.00	(37.42)	0.00	(14.97)	(19,783.36)	0.00
6602 City of Jonesboro Street Fund	0.00	0.00	19.36	0.00	46,616.51	0.00	0.00	0.00	0.00	0.00	(932.34)	(45,703.53)	0.00
6605 Jonesboro Police Pension Fund	0.00	0.00	7.68	0.00	18,498.68	0.00	0.00	0.00	0.00	0.00	(369.98)	(18,136.38)	0.00
6606 Jonesboro Firemen's Pension Fund	0.00	0.00	7.68	0.00	18,498.68	0.00	0.00	0.00	0.00	0.00	(369.98)	(18,136.38)	0.00
6608 Jonesboro City Liens Fund	0.00	0.00	0.00	0.00	0.00	0.00	0.00	0.00	0.00	0.00	0.00	0.00	0.00
6610 City Of Black Oak Fund	0.00	0.00	0.00	0.00	28.31	0.00	0.00	0.00	0.00	0.00	(0.56)	(27.75)	0.00
6612 City of Black Oak Street Fund	0.00	0.00	0.00	0.00	18.07	0.00	0.00	0.00	0.00	0.00	(0.37)	(17.70)	0.00
6620 City Of Bono Fund	0.00	0.00	0.00	255.50	909.79	0.00	0.00	0.00	(12.78)	0.00	(23.30)	(1,129.21)	0.00
6622 City of Bono Street Fund	0.00	0.00	0.00	0.00	454.89	0.00	0.00	0.00	0.00	0.00	(9.10)	(445.79)	0.00
6630 City Of Brookland Fund	0.00	0.00	0.00	265.35	439.48	0.00	0.00	0.00	(13.27)	0.00	(14.11)	(677.45)	0.00
6632 City of Brookland Street Fund	0.00	0.00	0.00	0.00	922.61	0.00	0.00	0.00	0.00	0.00	(18.44)	(904.17)	0.00
6638 Brookland City Liens Fund	(0.22)	0.00	0.00	0.00	0.00	0.00	0.00	0.00	0.00	0.00	0.00	0.00	(0.22)
6640 City Of Caraway Fund	0.00	0.00	0.00	0.00	302.28	0.00	0.00	0.00	0.00	0.00	(6.05)	(296.23)	0.00
6642 City of Caraway Street Fund	0.00	0.00	0.00	0.00	176.32	0.00	0.00	0.00	0.00	0.00	(3.52)	(172.80)	0.00
6650 City Of Cash Fund	0.00	0.00	0.00	0.00	93.27	0.00	0.00	0.00	0.00	0.00	(1.86)	(91.41)	0.00
6652 City of Cash Street Fund	0.00	0.00	0.00	0.00	49.45	0.00	0.00	0.00	0.00	0.00	(0.99)	(48.46)	0.00
6660 City Of Egypt Fund	0.00	0.00	0.00	0.00	24.33	0.00	0.00	0.00	0.00	0.00	(0.48)	(23.85)	0.00
6662 City of Egypt Street Fund	0.00	0.00	0.00	0.00	15.99	0.00	0.00	0.00	0.00	0.00	(0.31)	(15.68)	0.00
6670 City Of Bay Fund	0.00	0.00	0.00	478.54	314.52	0.00	0.00	0.00	(23.93)	0.00	(15.86)	(753.27)	0.00
6672 City of Bay Street Fund	0.00	0.00	0.00	0.00	206.41	0.00	0.00	0.00	0.00	0.00	(4.13)	(202.28)	0.00
6680 City Of Lake City Fund	0.00	0.00	0.00	1,382.17	1,117.93	0.00	0.00	0.00	0.00	0.00	(22.36)	(2,477.74)	0.00
6682 City of Lake City Street Fund	0.00	0.00	0.00	0.00	733.65	0.00	0.00	0.00	0.00	0.00	(14.68)	(718.97)	0.00
6690 City Of Monette Fund	0.00	0.00	0.00	0.00	685.38	0.00	0.00	0.00	0.00	0.00	(13.72)	(671.66)	0.00
6692 City of Monette Street Fund	0.00	0.00	0.00	0.00	479.77	0.00	0.00	0.00	0.00	0.00	(9.61)	(470.16)	0.00
6700 Jonesboro School Fund	0.00	0.00	0.00	0.00	584,996.18	0.00	0.00	0.00	0.00	0.00	(1,462.49)	(583,533.69)	0.00

Craighead County Treasurer

General Ledger Balances by Fund -- Month 9 (FY2021)

10/1/2021 9:05 AM
Report Code: 3 - Full


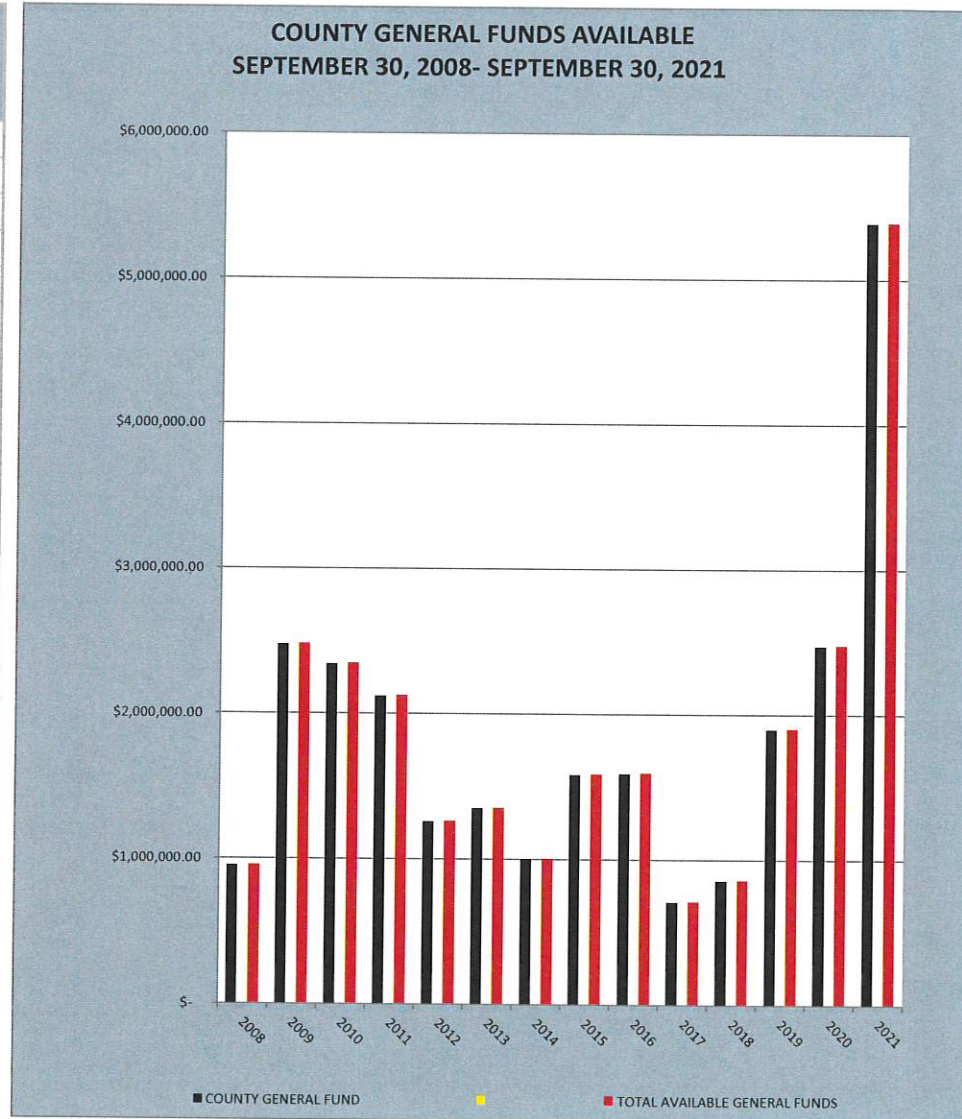
Parameters: Date Range: 9/1/2021-9/30/2021 Selected Funds: 163 Summary

Fund - Revenue Code	Beginning Balance	Cash Receipts	Void Checks	Transfer In	Tax Transfer In	Com Earned	Void Receipts	Warrants Paid	Transfer Out	Tax Transfer Out	Com Charged	Other Checks	Ending Balance
6710 Brookland School Fund	0.00	0.00	0.00	0.00	225,819.01	0.00	0.00	0.00	0.00	0.00	(564.53)	(225,254.48)	0.00
6720 Greene County Tech School Fund	0.00	0.00	0.00	0.00	5,120.51	0.00	0.00	0.00	0.00	0.00	(12.81)	(5,107.70)	0.00
6730 Bay School Fund	0.00	0.00	0.00	0.00	29,078.88	0.00	0.00	0.00	0.00	0.00	(72.70)	(29,006.18)	0.00
6740 Riverside School Fund	0.00	0.00	0.00	0.00	49,899.48	0.00	0.00	0.00	0.00	0.00	(124.74)	(49,774.74)	0.00
6750 Buffalo Island Central School Fund	0.00	0.00	0.00	0.00	28,286.60	0.00	0.00	0.00	0.00	0.00	(70.72)	(28,215.88)	0.00
6760 Nettleton School Fund	0.00	0.00	598.25	0.00	601,201.41	0.00	0.00	0.00	0.00	0.00	(1,503.00)	(600,296.66)	0.00
6770 Valley View School Fund	0.00	0.00	0.00	0.00	219,553.36	0.00	0.00	0.00	0.00	0.00	(548.88)	(219,004.48)	0.00
6780 Westside School Fund	0.00	0.00	0.00	0.00	113,292.95	0.00	0.00	0.00	0.00	0.00	(283.22)	(113,009.73)	0.00
6800 Buffalo Island Drainage District Fund	0.00	0.00	0.00	0.00	3,965.76	0.00	0.00	0.00	0.00	0.00	(79.31)	(3,886.45)	0.00
6802 Improvement District #19 Fund	4.35	0.00	0.00	0.00	1,471.50	0.00	0.00	0.00	0.00	0.00	(29.43)	(1,446.42)	0.00
6804 Improvement District #20 Fund	0.00	0.00	0.00	0.00	304.39	0.00	0.00	0.00	0.00	0.00	(6.10)	(298.29)	0.00
6806 Improvement District #25 Fund	0.00	0.00	0.00	0.00	121.16	0.00	0.00	0.00	0.00	0.00	(2.43)	(118.73)	0.00
6808 Sub #2 To #25 Fund	0.00	0.00	0.00	0.00	248.09	0.00	0.00	0.00	0.00	0.00	(4.96)	(243.13)	0.00
6810 Improvement District #27 Fund	25.07	0.00	0.00	0.00	94.78	0.00	0.00	0.00	0.00	0.00	(1.90)	(117.95)	0.00
6814 Improvement District #29 Fund	0.00	0.00	0.00	0.00	4,054.65	0.00	0.00	0.00	0.00	0.00	(81.09)	(3,973.56)	0.00
6818 Improvement District #31 Fund	0.00	0.00	0.00	0.00	191.13	0.00	0.00	0.00	0.00	0.00	(3.82)	(187.31)	0.00
6820 Sub #1 To #28 Fund	0.00	0.00	0.00	0.00	267.77	0.00	0.00	0.00	0.00	0.00	(5.35)	(262.42)	0.00
6822 Improvement District #32 Fund	11.92	0.00	0.00	0.00	0.11	0.00	0.00	0.00	0.00	0.00	0.00	0.00	12.03
6824 Improvement District #33 Fund	0.00	0.00	0.00	0.00	256.86	0.00	0.00	0.00	0.00	0.00	(5.14)	(251.72)	0.00
6826 Improvement District #34 Fund	0.00	0.00	0.00	0.00	81.00	0.00	0.00	0.00	0.00	0.00	(1.62)	0.00	79.38
6828 Improvement District #35 Fund	0.00	0.00	0.00	0.00	0.38	0.00	0.00	0.00	0.00	0.00	0.00	0.00	0.38
6830 Improvement District #38 Fund	0.00	0.00	0.00	0.00	0.00	0.00	0.00	0.00	0.00	0.00	0.00	0.00	0.00
6832 Sub #1 To 1st Slough Fund	51.93	0.00	0.00	0.00	271.66	0.00	0.00	0.00	0.00	0.00	(5.43)	(318.16)	0.00
6834 Cache River Improvement Fund	85.61	0.00	0.00	0.00	5,362.38	0.00	0.00	0.00	0.00	0.00	(107.25)	(5,340.74)	0.00
6836 Big Creek Watershed Fund	0.00	0.00	0.00	0.00	556.85	0.00	0.00	0.00	0.00	0.00	(11.13)	(545.72)	0.00
6838 Willow Slough Improvement District Fund	17.99	0.00	0.00	0.00	619.47	0.00	0.00	0.00	0.00	0.00	(12.39)	(625.07)	0.00
6840 Sub #1 To #25 Fund	53.38	0.00	0.00	0.00	0.00	0.00	0.00	0.00	0.00	0.00	0.00	0.00	53.38
6842 Poinsett Watershed Imp District Fund	86.24	0.00	0.00	0.00	231.91	0.00	0.00	0.00	0.00	0.00	(4.64)	(313.51)	0.00
6844 St Francis Levee District Fund	0.00	0.00	0.00	0.00	5,175.43	0.00	0.00	0.00	0.00	0.00	(103.51)	(5,071.92)	0.00
6846 Improvement District #15 Fund	0.00	0.00	0.00	0.00	175.66	0.00	0.00	0.00	0.00	0.00	(3.51)	(172.15)	0.00
6855 TIFF Turtle Creek Improvement Dist Fund	(9.22)	0.00	0.00	0.00	0.00	0.00	0.00	0.00	0.00	0.00	0.00	0.00	(9.22)
Totals for All Funds	35,674,268.80	\$4,137,729.92	\$1,302.26	\$79,159.28	\$2,359,836.90	\$41,655.64	(\$0.10)	(\$2,267,036.66)	(\$79,159.28)	(\$2,359,836.90)	(\$41,655.64)	(\$2,116,865.47)	35,429,398.75

Craighead County Treasurer

Craighead County, Arkansas General Funds Available September 2008 - September 2021

<u>MONTH AND YEAR</u>	<u>COUNTY GENERAL FUND</u>	<u>TOTAL AVAILABLE GENERAL FUNDS</u>
30-Sep-08	\$ 952,933.66	\$ 952,933.66
30-Sep-09	\$ 2,475,859.34	\$ 2,475,859.34
30-Sep-10	\$ 2,341,779.01	\$ 2,341,779.01
30-Sep-11	\$ 2,122,779.23	\$ 2,122,779.23
30-Sep-12	\$ 1,258,938.35	\$ 1,258,938.35
30-Sep-13	\$ 1,352,074.75	\$ 1,352,074.75
30-Sep-14	\$ 1,002,404.03	\$ 1,002,404.03
30-Sep-15	\$ 1,585,210.87	\$ 1,585,210.87
30-Sep-16	\$ 1,592,251.16	\$ 1,592,251.16
30-Sep-17	\$ 709,437.21	\$ 709,437.21
30-Sep-18	\$ 856,151.33	\$ 856,151.33
30-Sep-19	\$ 1,900,798.86	\$ 1,900,798.86
30-Sep-20	\$ 2,473,700.24	\$ 2,473,700.24
30-Sep-21	\$ 5,388,470.71	\$ 5,388,470.71

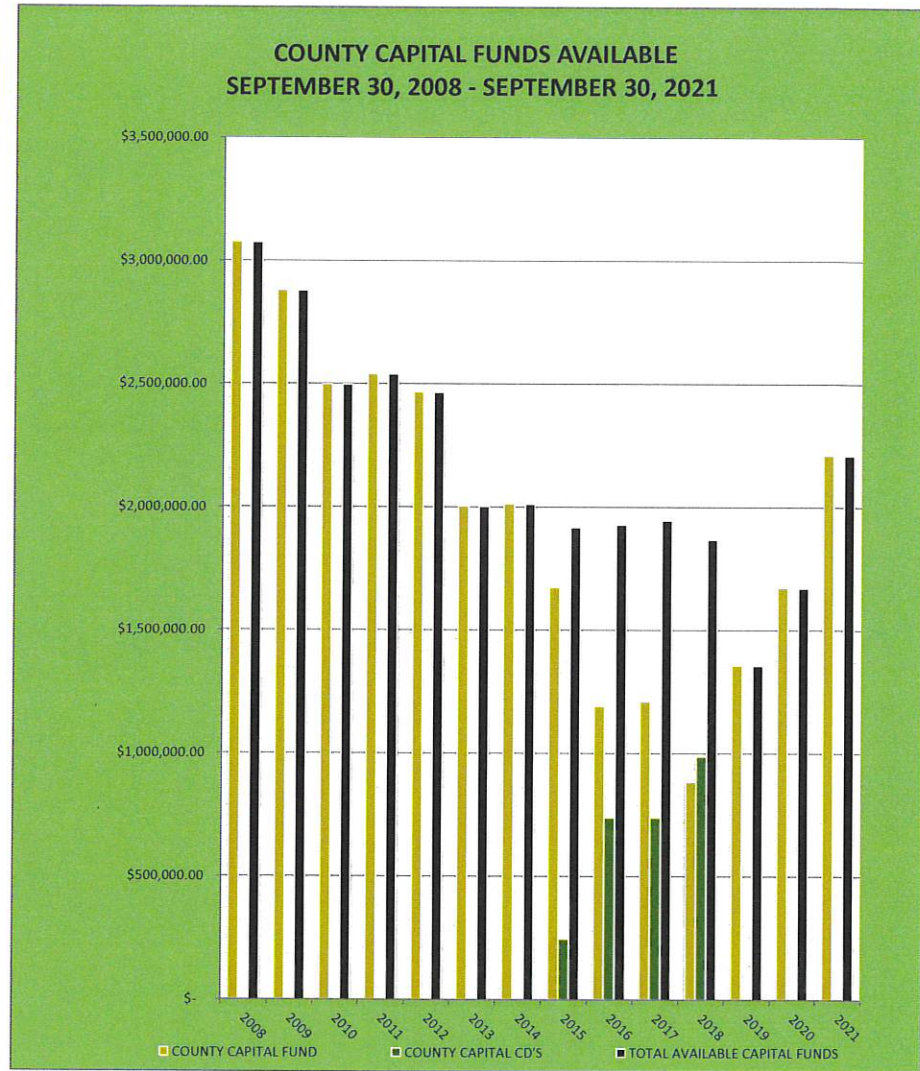


Craighead County, Arkansas

County Capital Funds Available

September 2008 - September 2021

MONTH AND YEAR	COUNTY CAPITAL FUND	COUNTY CAPITAL CD'S	TOTAL AVAILABLE CAPITAL FUNDS
30-Sep-08	\$ 3,074,724.21	\$ -	\$ 3,074,724.21
30-Sep-09	\$ 2,880,182.87		\$ 2,880,182.87
30-Sep-10	\$ 2,497,309.38		\$ 2,497,309.38
30-Sep-11	\$ 2,539,931.40		\$ 2,539,931.40
30-Sep-12	\$ 2,466,151.65		\$ 2,466,151.65
30-Sep-13	\$ 2,003,874.38		\$ 2,003,874.38
30-Sep-14	\$ 2,012,497.16		\$ 2,012,497.16
30-Sep-15	\$ 1,673,803.02	\$ 245,053.70	\$ 1,918,856.72
30-Sep-16	\$ 1,190,951.09	\$ 738,049.60	\$ 1,929,000.69
30-Sep-17	\$ 1,210,576.14	\$ 738,066.20	\$ 1,948,642.34
30-Sep-18	\$ 883,280.14	\$ 987,574.46	\$ 1,870,854.60
30-Sep-19	\$ 1,356,336.77		\$ 1,356,336.77
30-Sep-20	\$ 1,673,720.04		\$ 1,673,720.04
30-Sep-21	\$ 2,211,548.19		\$ 2,211,548.19



CAPITAL FUNDS AVAILABLE

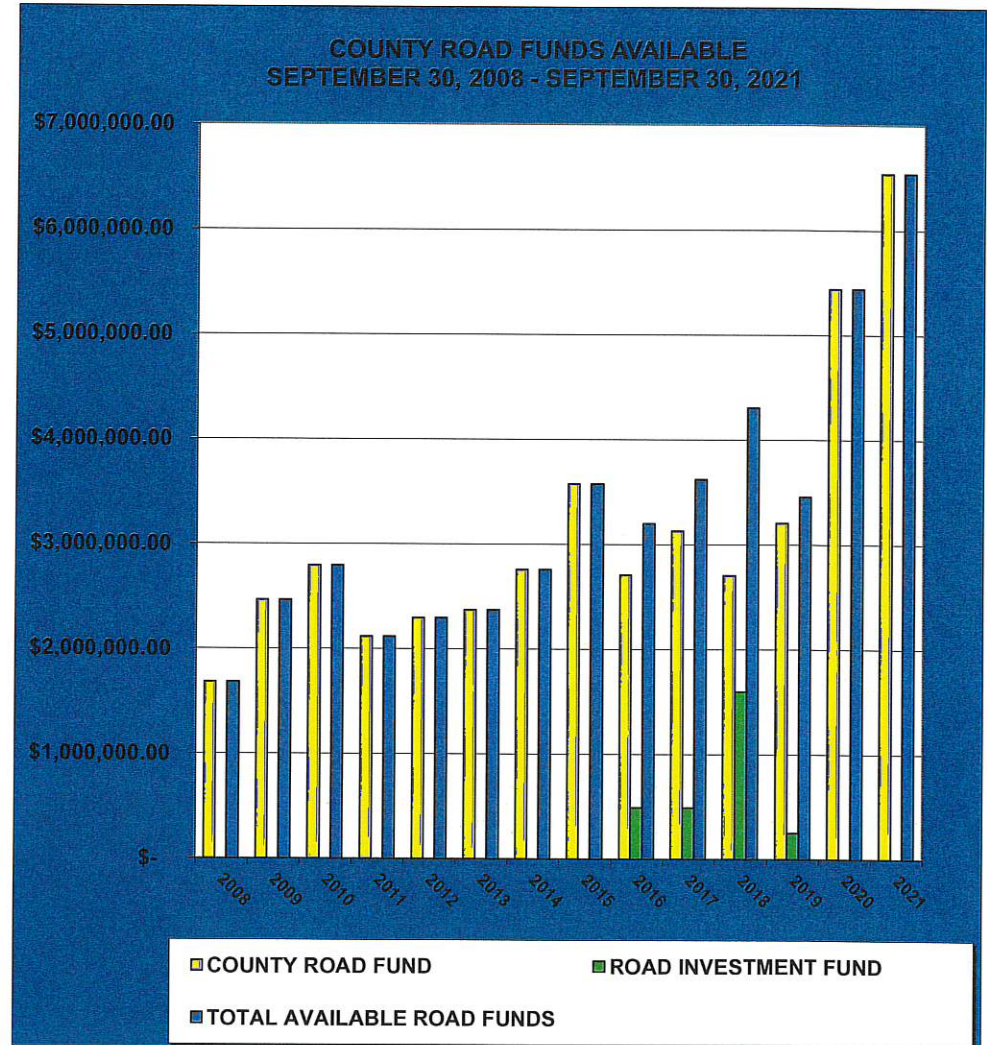


Craighead County, Arkansas


County Road Funds Available

September 2008 - September 2021

MONTH AND YEAR	COUNTY ROAD FUND	ROAD INVESTMENT FUND	TOTAL AVAILABLE ROAD FUNDS
30-Sep-08	\$ 1,681,045.64		\$ 1,681,045.64
30-Sep-09	\$ 2,466,120.23		\$ 2,466,120.23
30-Sep-10	\$ 2,793,675.26		\$ 2,793,675.26
30-Sep-11	\$ 2,113,927.00		\$ 2,113,927.00
30-Sep-12	\$ 2,293,940.86		\$ 2,293,940.86
30-Sep-13	\$ 2,373,106.20		\$ 2,373,106.20
30-Sep-14	\$ 2,756,245.86		\$ 2,756,245.86
30-Sep-15	\$ 3,574,532.16		\$ 3,574,532.16
30-Sep-16	\$ 2,706,981.10	\$ 490,000.00	\$ 3,196,981.10
30-Sep-17	\$ 3,127,592.02	\$ 490,753.93	\$ 3,618,345.95
30-Sep-18	\$ 2,705,891.09	\$ 1,596,335.07	\$ 4,302,226.16
30-Sep-19	\$ 3,204,353.19	\$ 248,640.50	\$ 3,452,993.69
30-Sep-20	\$ 5,438,567.93		\$ 5,438,567.93
30-Sep-21	\$ 6,535,329.09		\$ 6,535,329.09



ROAD FUNDS



**911 EMERGENCY SERVICES FUND 3020
FOR CRAIGHEAD COUNTY, UNINCORPORATED
JANUARY 2021 - DECEMBER 2021**

DATE							BALANCE	
	RECEIPTS	EXCESS COM	INTEREST	COM CHARGED	DISBURSEMENTS	"CASH FLOW"	TRANSFER FROM GENERAL	
1/31/2021	\$ 4,861.66		\$ 27.63	\$ (97.79)	\$ (3,336.77)	\$ 1,454.73		\$ 38,646.55
2/28/2021	\$ 5,327.34		\$ 24.44	\$ (107.05)	\$ (870.72)	\$ 4,374.01		\$ 40,101.28
3/31/2021	\$ 3,326.88	\$ 1,150.23	\$ 27.12	\$ (67.07)	\$ (5,802.82)	\$ (1,365.66)		\$ 44,475.29
4/30/2021	\$ 19,069.42		\$ 32.99	\$ (382.03)	\$ (3,336.77)	\$ 15,383.61		\$ 43,109.63
5/31/2021	\$ 4,379.52		\$ 40.85	\$ (88.42)	\$ (3,336.77)	\$ 995.18		\$ 58,493.24
6/30/2021	\$ 3,428.54		\$ 37.86	\$ (69.33)	\$ (3,336.77)	\$ 60.30		\$ 59,488.42
7/31/2021	\$ 7,065.98		\$ 37.95	\$ (142.07)	\$ (3,336.17)	\$ 3,625.69		\$ 63,174.41
8/31/2021	\$ 3,554.51		\$ 38.97	\$ (71.88)	\$ (3,336.29)	\$ 185.31		\$ 63,359.72
9/30/2021	\$ 4,452.40		\$ 38.14	\$ (89.80)	\$ (3,336.29)	\$ 1,064.45		\$ 64,424.17
10/31/2021						\$ -		\$ -
11/30/2021						\$ -		\$ -
12/31/2021						\$ -		\$ -
TOTAL	\$ 55,466.25	\$ 1,150.23	\$ 305.95	\$ (1,115.44)	\$ (30,029.37)	\$ 25,777.62	\$ -	\$ 64,424.17

**COUNTY RECORDER'S ACT 768 OF 1995
CRAIGHEAD COUNTY CIRCUIT CLERK
JANUARY - DECEMBER 2021**

Y-T-D							2021 Balance	
	RECEIPTS	EXCESS COM	INTEREST	COM CHARGED	DISBURSEMENTS	"CASH FLOW"	TRANSFER TO GENERAL	
Jan-21	88,825.06		402.47	(1,784.55)	(68,753.66)	18,689.32		\$ 529,535.26
Feb-21	82,377.03		338.46	(1,651.06)	(58,160.21)	22,904.22		\$ 548,224.58
Mar-21	65,292.49	14,794.63	360.20	(1,274.50)	(111,712.78)	(32,539.96)		\$ 571,128.80
Apr-21	99,903.07		395.30	(2,004.30)	(60,296.30)	37,997.77		\$ 538,588.84
May-21	99,750.66		435.34	(2,003.72)	(57,127.69)	41,054.59		\$ 576,586.61
Jun-21	76,751.50		407.62	(1,543.18)	(60,302.73)	15,313.21		\$ 617,641.20
Jul-21	96,839.78		414.57	(1,941.94)	(81,492.32)	13,820.09	(1,279.85)	\$ 632,954.41
Aug-21	80,192.16		430.61	(1,594.45)	(52,065.96)	26,962.36		\$ 645,494.65
Sep-21	90,398.38		425.85	(1,816.49)	(50,429.41)	38,578.33		\$ 672,457.01
Oct-21						-		\$ 711,035.34
Nov-21						-		\$ -
Dec-21						-		\$ -
TOTALS	780,330.13	14,794.63	3,610.42	(15,614.19)	(600,341.06)	182,779.93	(1,279.85)	\$ 711,035.34

County General Transfers

Date	Amount	
2/2/2010	(100,000.00)	To County General
1/25/2011	(50,000.00)	To County General
2/7/2012	(54,000.00)	To County General
12/30/2014	(50,000.00)	To County General
12/30/2016	65,000.00	From County General
6/1/2017	89,662.68	From County General
12/17/2017	6,700.00	From County General

	GENERAL FUND	ROAD FUND	TOTAL TURNBACK
JAN 2014	\$ 47,720.26	\$ 222,229.77	\$ 269,950.03
FEB 2014	\$ 13,208.73	\$ 200,192.54	\$ 213,401.27
MAR 2014	\$ 13,208.73	\$ 204,083.82	\$ 217,292.55
APR 2014	\$ 13,208.73	\$ 216,034.13	\$ 229,242.86
MAY 2014	\$ 13,208.73	\$ 226,994.09	\$ 240,202.82
JUN 2014	\$ 39,408.73	\$ 221,526.23	\$ 260,934.96
JUL 2014	\$ 79,601.63	\$ 245,749.35	\$ 325,350.98
AUG 2014	\$ 16,253.49	\$ 220,097.49	\$ 236,350.98
SEP 2014	\$ 16,253.49	\$ 222,300.86	\$ 238,554.35
OCT 2014	\$ 16,253.49	\$ 233,164.97	\$ 249,418.46
NOV 2014	\$ 16,253.49	\$ 214,271.39	\$ 230,524.88
DEC 2014	\$ 16,253.49	\$ 205,937.91	\$ 222,191.40
	\$ 300,832.99	\$ 2,632,582.55	\$ 2,933,415.54

	GENERAL FUND	ROAD FUND	TOTAL TURNBACK
JAN 2015	\$ 51,803.57	\$ 221,410.04	\$ 273,213.61
FEB 2015	\$ 16,261.02	\$ 210,080.24	\$ 226,341.26
MAR 2015	\$ 16,261.02	\$ 218,494.80	\$ 234,755.82
APR 2015	\$ 16,261.02	\$ 218,494.80	\$ 234,755.82
MAY 2015	\$ 49,761.02	\$ 217,981.69	\$ 267,742.71
JUN 2015	\$ 16,261.02	\$ 219,286.69	\$ 235,547.71
JUL 2015	\$ 111,108.11	\$ 242,000.35	\$ 353,108.46
AUG 2015	\$ 13,968.54	\$ 210,315.96	\$ 224,284.50
SEP 2015	\$ 15,931.51	\$ 224,578.85	\$ 240,510.36
OCT 2015	\$ 15,931.51	\$ 227,713.53	\$ 243,645.04
NOV 2015	\$ 15,931.51	\$ 216,417.70	\$ 232,349.21
DEC 2015	\$ 15,931.51	\$ 204,310.30	\$ 220,241.81
	\$ 355,411.36	\$ 2,631,084.95	\$ 2,986,496.31

	GENERAL FUND	ROAD FUND	TOTAL TURNBACK
JAN 2016	19,584.83	215,766.74	\$ 235,351.57
FEB 2016	15,945.80	216,168.94	\$ 232,114.74
MAR 2016	15,945.12	195,911.23	\$ 211,856.35
APR 2016	15,945.12	238,363.95	\$ 254,309.07
MAY 2016	115,945.12	222,860.17	\$ 338,805.29
JUN 2016	15,945.12	216,693.17	\$ 232,638.29
JUL 2016	186,945.06	170,414.21	\$ 357,359.27
AUG 2016	15,645.10	209,859.64	\$ 225,504.74
SEP 2016	15,945.29	221,839.90	\$ 237,785.19
OCT 2016	15,945.12	238,129.04	\$ 254,074.16
NOV 2016	15,945.12	223,953.42	\$ 239,898.54
DEC 2016	15,945.12	206,837.06	\$ 222,782.18
	465,681.92	2,576,797.47	3,042,479.39

	GENERAL FUND	ROAD FUND	TOTAL TURNBACK
JAN 2017	52,482.44	232,966.65	\$ 285,449.09
FEB 2017	15,943.49	232,417.90	\$ 248,361.39
MAR 2017	15,943.49	204,135.54	\$ 220,079.03
APR 2017	15,943.49	238,879.72	\$ 254,823.21
MAY 2017	35,943.49	234,098.17	\$ 270,041.66
JUN 2017	15,943.49	234,764.82	\$ 250,708.31
JUL 2017	137,400.67	242,924.74	\$ 380,325.41
AUG 2017	13,296.73	233,472.95	\$ 246,769.68
SEP 2017	15,943.49	232,328.51	\$ 248,272.00
OCT 2017	15,943.49	241,523.60	\$ 257,467.09
NOV 2017	15,943.49	219,527.35	\$ 235,470.84
DEC 2017	15,943.49	217,227.00	\$ 233,170.49
	366,671.25	2,764,266.95	3,130,938.20

	GENERAL FUND	ROAD FUND	TOTAL TURNBACK
JAN 2018	52,480.81	234,576.25	\$ 287,057.06
FEB 2018	15,940.26	240,075.96	\$ 256,016.22
MAR 2018	15,940.26	211,199.39	\$ 227,139.65
APR 2018	15,940.26	231,224.32	\$ 247,164.58
MAY 2018	15,940.26	240,909.39	\$ 256,849.65
JUN 2018	15,940.26	236,081.26	\$ 252,021.52
JUL 2018	151,339.66	253,248.24	\$ 404,587.90
AUG 2018	12,234.28	231,069.38	\$ 243,303.66
SEP 2018	15,940.26	236,251.15	\$ 252,191.41
OCT 2018	15,940.26	246,990.13	\$ 262,930.39
NOV 2018	15,940.26	224,935.48	\$ 240,875.74
DEC 2018	15,940.26	233,431.94	\$ 249,372.20
	359,517.09	2,819,992.89	3,179,509.98

	GENERAL FUND	ROAD FUND	TOTAL TURNBACK
JAN 2019	52,477.58	246,841.47	\$ 299,319.05
FEB 2019	15,942.56	236,490.49	\$ 252,433.05
MAR 2019	15,942.56	226,874.77	\$ 242,817.33
APR 2019	15,942.56	240,361.04	\$ 256,303.60
MAY 2019	53,485.51	241,504.57	\$ 294,990.08
JUN 2019	15,942.56	248,854.43	\$ 264,796.99
JUL 2019	144,996.82	245,421.74	\$ 390,418.56
AUG 2019	12,496.19	244,084.44	\$ 256,580.63
SEP 2019	15,942.39	247,975.52	\$ 263,917.91
OCT 2019	15,942.39	242,267.05	\$ 258,209.44
NOV 2019	15,942.39	233,190.33	\$ 249,132.72
DEC 2019	15,942.39	237,999.41	\$ 253,941.80
	390,995.90	2,891,865.26	3,282,861.16

	GENERAL FUND	ROAD FUND	TOTAL TURNBACK
JAN 2020	52,479.71	286,258.56	\$ 338,738.27
FEB 2020	15,945.28	263,706.83	\$ 279,652.11
MAR 2020	15,245.28	239,396.93	\$ 254,642.21
APR 2020	11,838.94	254,548.17	\$ 266,387.11
MAY 2020	31,143.90	243,955.73	\$ 275,099.63
JUN 2020	11,838.94	228,571.97	\$ 240,410.91
JUL 2020	162,836.19	234,175.06	\$ 397,011.25
AUG 2020	27,477.21	261,839.30	\$ 289,316.51
SEP 2020	7,608.96	259,095.73	\$ 266,704.69
OCT 2020	11,051.87	264,821.85	\$ 275,873.72
NOV 2020	11,051.87	258,525.50	\$ 269,577.37
DEC 2020	11,051.87	246,003.55	\$ 257,055.42
	369,570.02	3,040,899.18	3,410,469.20

	GENERAL FUND	ROAD FUND	TOTAL TURNBACK
JAN 2021	47,589.19	277,959.57	\$ 325,548.76
FEB 2021	11,051.87	273,299.07	\$ 284,350.94
MAR 2021	11,035.03	234,328.97	\$ 245,364.00
APR 2021	11,016.12	262,266.10	\$ 273,282.22
MAY 2021	11,035.03	317,100.69	\$ 328,135.72
JUN 2021	30,608.64	282,004.64	\$ 312,613.28
JUL 2021	302,905.99	309,089.81	\$ 611,995.80
AUG 2021	32,130.79	289,201.52	\$ 321,332.31
SEP 2021	14,297.31	284,670.78	\$ 298,968.09
OCT 2021			\$ -
NOV 2021			\$ -
DEC 2021			\$ -
	471,669.97	2,529,921.15	3,001,591.12

Craighead County Library and Jonesboro Public Library Tax Disbursements in 2021

Jonesboro Public Library

01/31/21	02/28/21	03/31/21	04/30/21	05/31/21	06/30/21	07/31/21	08/31/21	09/30/21	10/31/21	11/30/21	12/31/21	Totals
\$ 348,617.83	\$ 35,306.22	\$ 72,403.41	\$ 186,342.44	\$ 553,200.80	\$ 177,115.73	\$ 71,557.03	\$ 75,589.95	\$ 72,545.34				\$ 1,592,678.75
\$ 348,617.83	\$ 35,306.22	\$ 72,403.41	\$ 186,342.44	\$ 553,200.80	\$ 177,115.73	\$ 71,557.03	\$ 75,589.95	\$ 72,545.34	\$ -	\$ -	\$ -	\$ 1,592,678.75
70.28%	66.78%	69.51%	70.44%	69.10%	76.89%	68.65%	81.17%	73.99%	#DIV/0!	#DIV/0!	#DIV/0!	70.98%

Craighead County Library

01/31/21	02/28/21	03/31/21	04/30/21	05/31/21	06/30/21	07/31/21	08/31/21	09/30/21	10/31/21	11/30/21	12/31/21	Totals
\$ 147,436.64	\$ 17,559.66	\$ 31,764.21	\$ 78,208.58	\$ 247,353.33	\$ 53,243.40	\$ 32,675.34	\$ 17,531.31	\$ 25,497.97				\$ 651,270.44
\$ 147,436.64	\$ 17,559.66	\$ 31,764.21	\$ 78,208.58	\$ 247,353.33	\$ 53,243.40	\$ 32,675.34	\$ 17,531.31	\$ 25,497.97	\$ -	\$ -	\$ -	\$ 651,270.44
29.72%	33.22%	30.49%	29.56%	30.90%	23.11%	31.35%	18.83%	26.01%	#DIV/0!	#DIV/0!	#DIV/0!	29.02%

UNAUDITED, INTERNALLY PREPARED REPORT

TOTAL SALES TAX RECEIPTS BY MONTH
FOR CRAIGHEAD COUNTY, ARKANSAS 1% TAX
JANUARY 2013 - DECEMBER 2021

	2021	2020	2019	2018	2017	2016	2015	2014	2013
JAN	\$ 1,950,348.04	\$ 1,887,945.41	\$ 1,773,495.44	\$ 1,661,452.38	\$ 1,667,926.92	\$ 1,545,852.92	\$ 1,473,397.43	\$ 1,416,155.47	\$ 1,441,413.31
FEB	\$ 2,313,783.98	\$ 2,164,524.89	\$ 2,142,668.11	\$ 2,045,513.94	\$ 1,999,627.83	\$ 1,956,723.04	\$ 1,902,017.40	\$ 1,645,303.32	\$ 1,690,530.86
MAR	\$ 1,943,953.54	\$ 1,673,989.82	\$ 1,619,866.22	\$ 1,457,637.16	\$ 1,493,959.34	\$ 1,369,216.09	\$ 1,364,807.82	\$ 1,218,814.36	\$ 1,241,415.97
APR	\$ 1,682,760.34	\$ 1,758,009.04	\$ 1,559,136.63	\$ 1,447,959.65	\$ 1,578,900.42	\$ 1,621,036.66	\$ 1,417,561.89	\$ 1,420,663.78	\$ 1,380,801.84
MAY	\$ 2,404,063.33	\$ 1,785,723.05	\$ 1,737,595.95	\$ 1,651,567.81	\$ 1,675,837.67	\$ 1,610,528.36	\$ 1,469,628.76	\$ 1,515,513.06	\$ 1,434,429.25
JUN	\$ 2,257,732.31	\$ 1,727,848.86	\$ 1,758,864.98	\$ 1,634,759.81	\$ 1,556,959.50	\$ 1,474,505.84	\$ 1,491,833.18	\$ 1,381,405.32	\$ 1,366,270.14
JUL	\$ 2,218,412.93	\$ 1,909,889.65	\$ 1,728,735.74	\$ 1,730,193.17	\$ 1,704,068.76	\$ 1,600,130.27	\$ 1,508,146.21	\$ 1,521,942.50	\$ 1,391,284.61
AUG	\$ 2,292,489.66	\$ 1,986,168.83	\$ 1,772,451.14	\$ 1,753,932.71	\$ 1,746,747.95	\$ 1,646,029.58	\$ 1,558,831.02	\$ 1,452,035.47	\$ 1,493,856.58
SEP	\$ 2,275,738.71	\$ 2,014,486.20	\$ 1,754,997.84	\$ 1,689,736.03	\$ 1,555,519.86	\$ 1,677,064.06	\$ 1,548,181.88	\$ 1,449,160.52	\$ 1,404,482.53
OCT	\$ -	\$ 1,928,089.86	\$ 1,833,542.59	\$ 1,744,640.45	\$ 1,680,120.13	\$ 1,601,630.48	\$ 1,555,938.23	\$ 1,543,166.10	\$ 1,460,140.94
NOV	\$ -	\$ 2,037,522.66	\$ 1,804,200.70	\$ 1,706,490.74	\$ 1,696,719.73	\$ 1,631,049.33	\$ 1,532,538.24	\$ 1,522,104.75	\$ 1,459,264.13
DEC	\$ -	\$ 1,865,377.46	\$ 1,796,360.65	\$ 1,687,598.22	\$ 1,632,625.51	\$ 1,638,958.41	\$ 1,588,494.73	\$ 1,484,632.79	\$ 1,347,387.28
TOTAL	\$ 19,339,282.84	\$ 22,739,575.73	\$ 21,281,915.99	\$ 20,211,482.07	\$ 19,989,013.62	\$ 19,372,725.04	\$ 18,411,376.79	\$ 17,570,897.44	\$ 17,111,277.44
JAN % CHANGE	103.31%	106.45%	106.74%	99.61%	107.90%	104.92%	104.04%	98.25%	110.99%
FEB % CHANGE	106.90%	101.02%	104.75%	102.29%	102.19%	102.88%	115.60%	97.32%	99.59%
MAR % CHANGE	116.13%	103.34%	111.13%	97.57%	109.11%	100.32%	111.98%	98.18%	82.35%
APR % CHANGE	95.72%	112.76%	107.68%	91.71%	97.40%	114.35%	99.78%	102.89%	127.43%
MAY % CHANGE	134.63%	102.77%	105.21%	98.55%	104.06%	109.59%	96.97%	105.65%	97.54%
JUN % CHANGE	130.67%	98.24%	107.59%	105.00%	105.59%	98.84%	107.99%	101.11%	99.96%
JUL % CHANGE	116.15%	110.48%	99.92%	101.53%	106.50%	106.10%	99.09%	109.39%	102.65%
AUG % CHANGE	115.42%	112.06%	101.06%	100.41%	106.12%	105.59%	107.35%	97.20%	107.06%
SEP % CHANGE	112.97%	114.79%	103.86%	108.63%	92.75%	108.32%	106.83%	103.18%	108.29%
OCT % CHANGE	0.00%	105.16%	105.10%	103.84%	104.90%	102.94%	100.83%	105.69%	104.39%
NOV % CHANGE	0.00%	112.93%	105.73%	100.58%	104.03%	106.43%	100.69%	104.31%	104.36%
DEC % CHANGE	0.00%	103.84%	106.44%	103.37%	99.61%	103.18%	107.00%	110.19%	96.22%
JAN - DEC % CHANGE	85.05%	106.85%	105.30%	101.11%	103.18%	105.22%	104.78%	102.69%	102.65%
THIS IS THE TOTAL AMOUNT OF THE COUNTY-WIDE 1% COUNTY-WIDE SALES TAX DISTRIBUTED BY POPULATION									

County Sales and Use Tax Funds Distribution

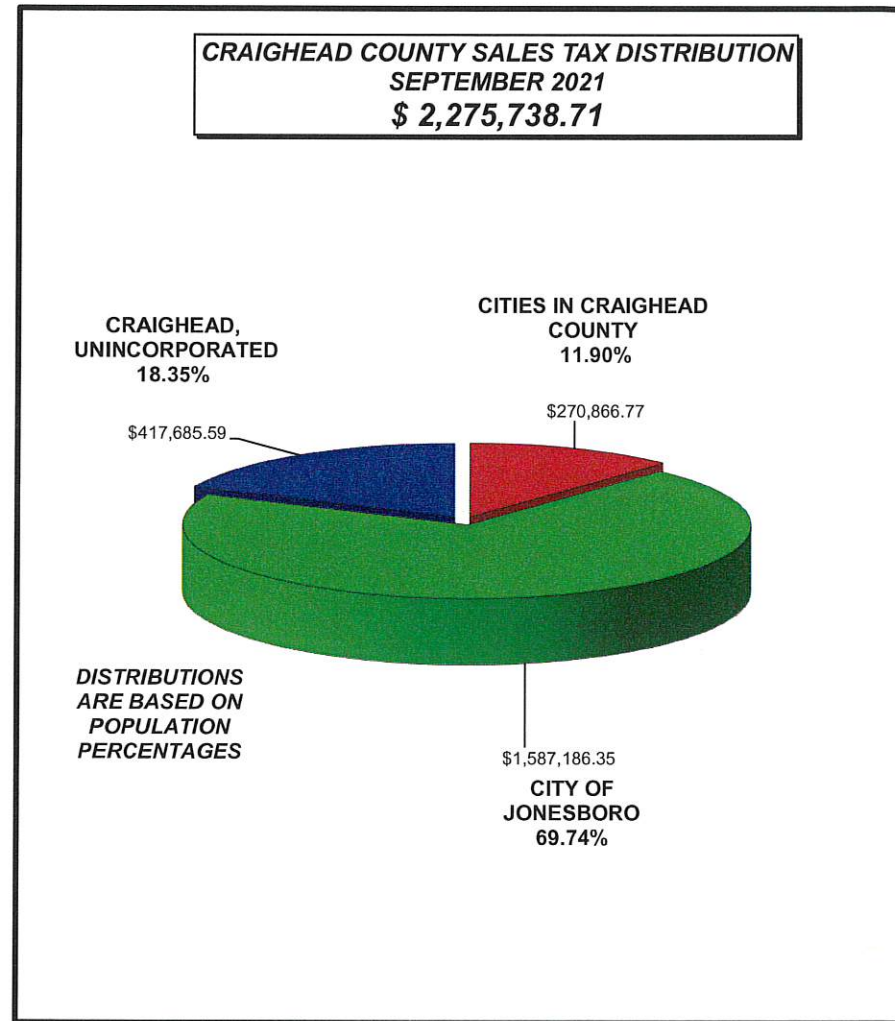

	COUNTY	BAY	BLACK OAK	BONO	BROOKLAND	CARAWAY	CASH	EGYPT	JONESBORO	LAKE CITY	MONETTE	TOTAL
Jan-21	\$ 357,963.88	\$ 36,421.27	\$ 5,298.38	\$ 43,094.80	\$ 39,818.70	\$ 25,864.97	\$ 6,916.20	\$ 2,264.95	\$ 1,360,246.57	\$ 42,103.88	\$ 30,354.44	\$ 1,950,348.04
Feb-21	\$ 424,668.36	\$ 43,208.16	\$ 6,285.70	\$ 51,125.26	\$ 47,238.69	\$ 30,684.75	\$ 8,204.99	\$ 2,687.02	\$ 1,613,720.56	\$ 49,949.69	\$ 36,010.80	\$ 2,313,783.98
Mar-21	\$ 356,790.25	\$ 36,301.86	\$ 5,281.00	\$ 42,953.51	\$ 39,688.15	\$ 25,780.17	\$ 6,893.52	\$ 2,257.53	\$ 1,355,786.81	\$ 41,965.84	\$ 30,254.90	\$ 1,943,953.54
Apr-21	\$ 308,851.25	\$ 31,424.28	\$ 4,571.44	\$ 37,182.19	\$ 34,355.58	\$ 22,316.30	\$ 5,967.30	\$ 1,954.20	\$ 1,173,620.78	\$ 36,327.23	\$ 26,189.79	\$ 1,682,760.34
May-21	\$ 441,238.09	\$ 44,894.06	\$ 6,530.95	\$ 53,120.07	\$ 49,081.85	\$ 31,882.01	\$ 8,525.14	\$ 2,791.86	\$ 1,676,684.80	\$ 51,898.63	\$ 37,415.87	\$ 2,404,063.33
Jun-21	\$ 414,380.72	\$ 42,161.44	\$ 6,133.42	\$ 49,886.75	\$ 46,094.32	\$ 29,941.41	\$ 8,006.23	\$ 2,621.92	\$ 1,574,628.00	\$ 48,739.66	\$ 35,138.44	\$ 2,257,732.31
Jul-21	\$ 407,164.10	\$ 41,427.18	\$ 6,026.61	\$ 49,017.95	\$ 45,291.57	\$ 29,419.97	\$ 7,866.79	\$ 2,576.26	\$ 1,547,205.18	\$ 47,890.83	\$ 34,526.49	\$ 2,218,412.93
Aug-21	\$ 420,760.03	\$ 42,810.51	\$ 6,227.85	\$ 50,654.74	\$ 46,803.94	\$ 30,402.35	\$ 8,129.48	\$ 2,662.29	\$ 1,598,869.09	\$ 49,489.99	\$ 35,679.39	\$ 2,292,489.66
Sep-21	\$ 417,685.59	\$ 42,497.70	\$ 6,182.34	\$ 50,284.62	\$ 46,461.95	\$ 30,180.21	\$ 8,070.08	\$ 2,642.83	\$ 1,587,186.35	\$ 49,128.38	\$ 35,418.66	\$ 2,275,738.71
Oct-21												\$ -
Nov-21												\$ -
Dec-21												\$ -
	\$ 3,549,502.27	\$ 361,146.46	\$ 52,537.69	\$ 427,319.89	\$ 394,834.75	\$ 256,472.14	\$ 68,579.73	\$ 22,458.86	\$ 13,487,948.14	\$ 417,494.13	\$ 300,988.78	\$ 19,339,282.84

\$	417,685.59	
FUND 1000 COUNTY GENERAL RECEIVES 40%	\$ 167,074.24	
FUND 1892 CAPITAL FUND RECEIVES 10%	\$ 41,768.56	
FUND 2000 COUNTY ROAD RECEIVES 50%	<u>\$ 208,842.80</u>	
CRAIGHEAD COUNTY 1% SALES TAX PORTION	<u>\$ 417,685.59</u>	

CRAIGHEAD COUNTY SALES TAX DISTRIBUTION - SEPTEMBER 2021

<u>CITY IN CRAIGHEAD</u>		<u>POPULATION %</u>
BAY	\$ 42,497.70	1.87%
BLACK OAK	\$ 6,182.34	0.27%
BONO	\$ 50,284.62	2.21%
BROOKLAND	\$ 46,461.95	2.04%
CARAWAY	\$ 30,180.21	1.33%
CASH	\$ 8,070.08	0.35%
EGYPT	\$ 2,642.83	0.12%
LAKE CITY	\$ 49,128.38	2.16%
MONETTE	\$ 35,418.66	1.56%
CITIES IN CRAIGHEAD	\$ 270,866.77	
CITY OF JONESBORO	\$ 1,587,186.35	
CRAIGHEAD COUNTY	\$ 417,685.59	
TOTAL SALES TAX	\$ 2,275,738.71	

SALES AND USE TAX



COUNTY SALES AND USE TAX DISTRIBUTIONS FOR AUGUST 2021, EFFECTIVE DATE 9/25/2021

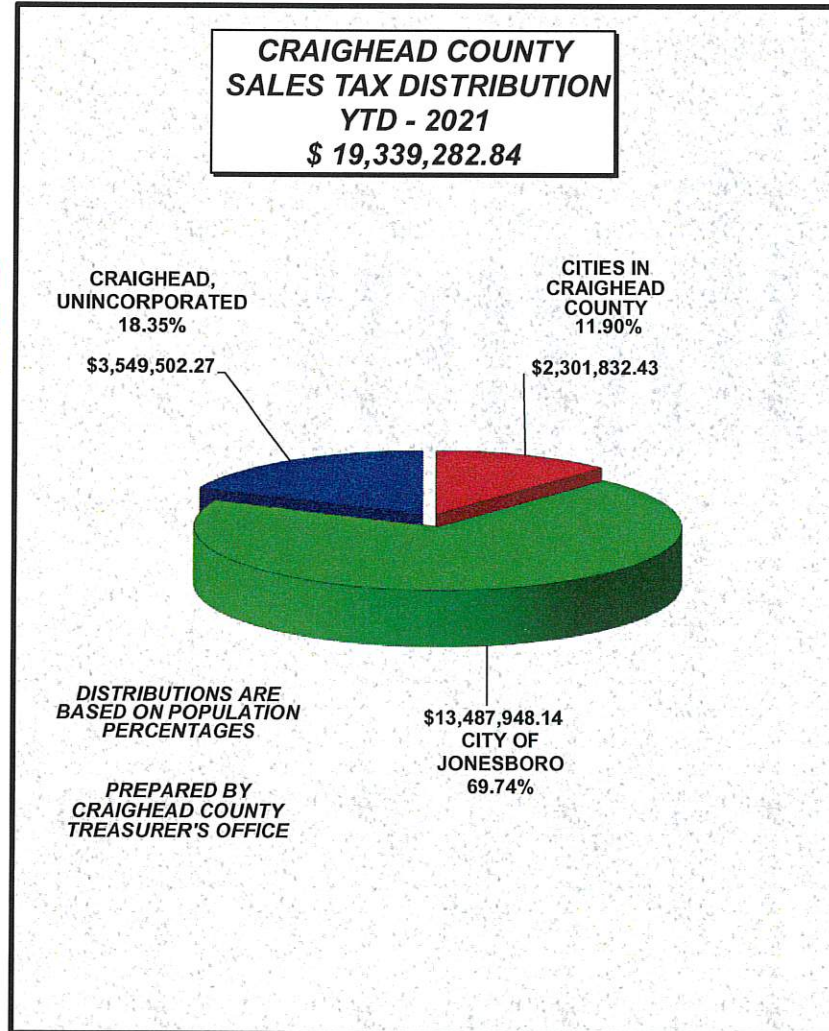
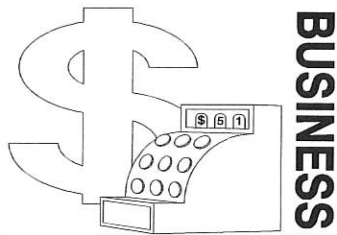
COUNTY TREASURER'S OFFICE

\$	417,685.59	18.3538465%
\$	270,866.77	11.9023669%
\$	1,587,186.35	69.7437866%
\$	2,275,738.71	100.00%

CRAIGHEAD COUNTY SALES TAX DISTRIBUTIONS YEAR TO DATE 2021

<u>CITY IN CRAIGHEAD</u>		<u>POPULATION %</u>
BAY	\$ 361,146.46	1.87%
BLACK OAK	\$ 52,537.69	0.27%
BONO	\$ 427,319.89	2.21%
BROOKLAND	\$ 394,834.75	2.04%
CARAWAY	\$ 256,472.14	1.33%
CASH	\$ 68,579.73	0.35%
EGYPT	\$ 22,458.86	0.12%
LAKE CITY	\$ 417,494.13	2.16%
MONETTE	\$ 300,988.78	1.56%
CITIES IN CRAIGHEAD	\$ 2,301,832.43	
CITY OF JONESBORO	\$ 13,487,948.14	
CRAIGHEAD RURAL	\$ 3,549,502.27	
TOTAL SALES TAX	\$ 19,339,282.84	

YEAR TO DATE SALES AND USE TAX



COUNTY TREASURER'S OFFICE

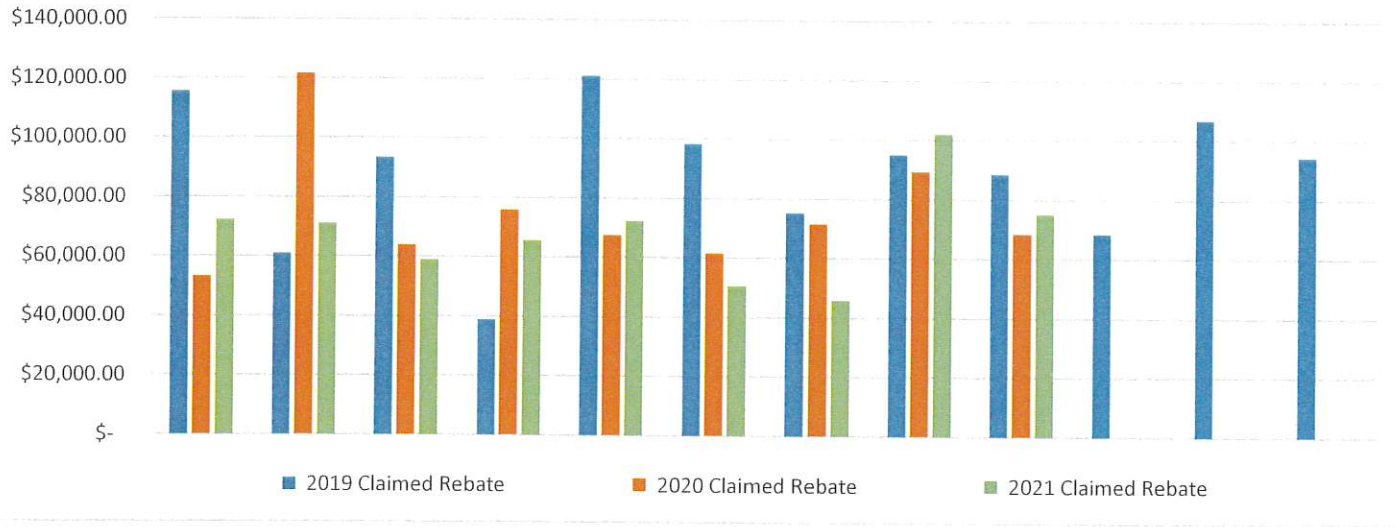
COUNTY SALES AND USE TAX DISTRIBUTIONS

\$	3,549,502.27	18.3538464%
\$	2,301,832.43	11.9023671%
\$	13,487,948.14	69.7437865%
\$	19,339,282.84	100.00%

LOCAL REBATE CLAIMED
DEPARTMENT OF FINANCE AND ADMINISTRATION
SALES AND USE TAX

Date	2019 Claimed Rebate	2020 Claimed Rebate	2021 Claimed Rebate	Amt Difference	% Change
January	\$ 115,377.05	\$ 53,158.57	\$ 72,186.74	19,028.17	135.80%
February	\$ 60,967.25	\$ 121,474.20	\$ 70,980.10	(50,494.10)	58.43%
March	\$ 93,292.31	\$ 63,822.29	\$ 58,929.00	(4,893.29)	92.33%
April	\$ 38,715.01	\$ 75,767.73	\$ 65,507.17	(10,260.56)	86.46%
May	\$ 120,861.77	\$ 67,359.94	\$ 72,249.85	4,889.91	107.26%
June	\$ 98,303.56	\$ 61,426.00	\$ 50,466.69	(10,959.31)	82.16%
July	\$ 75,212.35	\$ 71,446.71	\$ 45,771.99	(25,674.72)	64.06%
August	\$ 94,858.48	\$ 89,169.75	\$ 101,896.61	12,726.86	114.27%
September	\$ 88,421.52	\$ 68,312.11	\$ 75,011.54	6,699.43	109.81%
October	\$ 68,383.85				
November	\$ 106,754.52				
December	\$ 94,219.47				
	\$ 1,055,367.14	\$ 671,937.30	\$ 612,999.69	\$ (58,937.61)	91.23%

Comparison 2019-2021



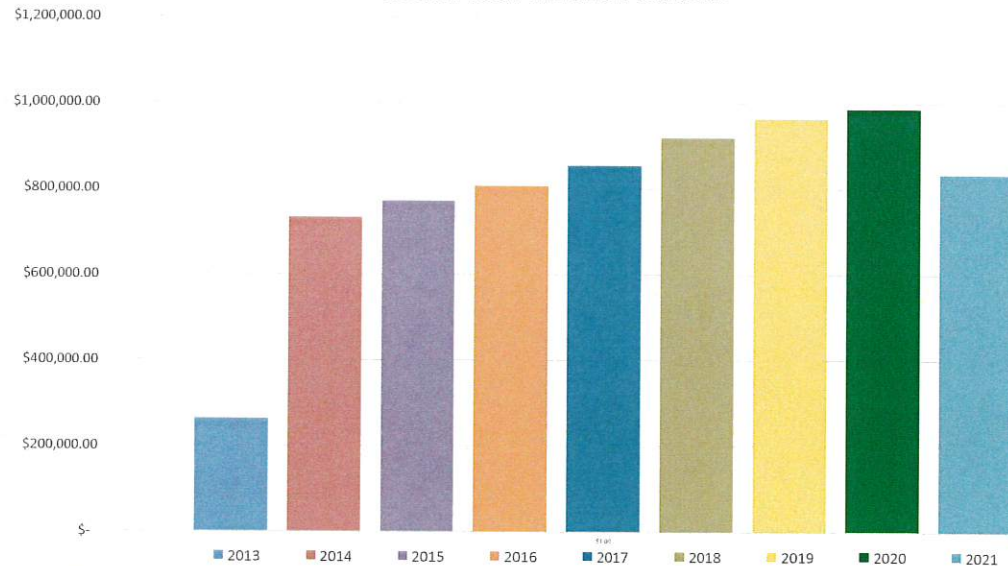
STATE OF ARKANSAS 1/2 SALES TAX- CRAIGHEAD COUNTY FOUR LANE CONSTRUCTION

RECEIVED	2013	2014	2015	2016	2017	2018	2019	2020	2021	TOTAL COUNTY FOUR LANE REVENUE
JAN		\$ 62,611.70	\$ 62,817.77	\$ 63,388.97	\$ 72,170.37	\$ 79,957.16	\$ 81,588.33	\$ 85,450.83	\$ 84,578.24	\$ 6,375,868.47
FEB		\$ 59,993.77	\$ 66,390.62	\$ 67,990.98	\$ 72,811.48	\$ 75,339.66	\$ 78,817.92	\$ 85,509.41	\$ 87,420.50	\$ 6,463,288.97
MAR		\$ 55,234.28	\$ 58,504.77	\$ 61,681.30	\$ 65,233.47	\$ 70,056.40	\$ 72,855.37	\$ 74,313.76	\$ 80,449.54	\$ 6,543,738.51
APR		\$ 61,604.23	\$ 62,428.17	\$ 67,705.72	\$ 71,166.59	\$ 74,282.86	\$ 78,570.13	\$ 80,107.78	\$ 85,905.90	\$ 6,629,644.41
MAY		\$ 60,225.56	\$ 63,898.28	\$ 65,463.85	\$ 70,364.59	\$ 76,915.55	\$ 78,171.73	\$ 73,834.91	\$ 109,063.97	\$ 6,738,708.38
JUN		\$ 60,293.66	\$ 63,300.37	\$ 63,389.87	\$ 70,673.74	\$ 74,360.88	\$ 82,422.23	\$ 76,591.00	\$ 100,974.63	\$ 6,839,683.01
JUL		\$ 62,086.73	\$ 61,957.09	\$ 67,789.26	\$ 74,102.88	\$ 78,756.97	\$ 81,311.70	\$ 83,356.83	\$ 94,426.80	\$ 6,934,109.81
AUG	\$ 28,023.20	\$ 61,580.99	\$ 65,740.44	\$ 69,364.11	\$ 70,357.26	\$ 77,405.60	\$ 79,279.89	\$ 86,587.55	\$ 95,267.95	\$ 7,029,377.76
SEP	\$ 58,379.68	\$ 63,090.39	\$ 67,566.04	\$ 71,591.73	\$ 73,219.94	\$ 79,391.12	\$ 86,264.55	\$ 86,303.98	\$ 95,613.16	\$ 7,124,990.92
OCT	\$ 60,846.52	\$ 62,421.38	\$ 68,396.82	\$ 70,610.88	\$ 73,745.38	\$ 78,889.76	\$ 81,375.92	\$ 85,410.28	\$ -	\$ -
NOV	\$ 56,935.08	\$ 62,414.69	\$ 65,663.41	\$ 69,958.91	\$ 70,324.15	\$ 75,457.83	\$ 81,901.26	\$ 87,691.77	\$ -	\$ -
DEC	\$ 57,938.74	\$ 60,527.14	\$ 63,584.52	\$ 66,522.77	\$ 68,826.73	\$ 77,790.27	\$ 81,391.32	\$ 80,666.75	\$ -	\$ -
TOTAL	\$ 262,123.22	\$ 732,084.52	\$ 770,248.30	\$ 805,458.35	\$ 852,996.58	\$ 918,604.06	\$ 963,950.35	\$ 985,824.85	\$ 833,700.69	\$ 7,124,990.92

FOUR LANE REVENUES



COUNTY FOUR LANE HWY REVENUE



Fund 3539
FY22 STATE HAZARD MITIGATION CR 7628/7629
2021

DATE	RECEIPTS	EXCESS COM	INTEREST	COM CHARGED	DISBURSEMENTS	"CASH FLOW"	TRANSFER FROM GENERAL	TRANSFER TO GENERAL	
2021	\$ -	\$ -	\$ -	\$ -	\$ (3,816.65)	\$ (3,816.65)	\$ -	\$ -	\$ (3,816.65)
									\$ -
									\$ -
									\$ -
									\$ -
TOTAL	\$ -	\$ -	\$ -	\$ -	\$ (3,816.65)	\$ (3,816.65)	\$ -	\$ -	\$ (3,816.65)

FUND 3578
District Court DWI Court Fund
2013-2021

DATE	RECEIPTS	EXCESS COM	INTEREST	COM CHARGED	DISBURSEMENTS	"CASH FLOW"	TRANSFER FROM GENERAL	TRANSFER TO GENERAL	
2013					\$ (5,328.03)		\$ 5,328.03		\$ -
2014	\$ 19,744.65		\$ 5.47	\$ (0.11)	\$ (15,000.49)	\$ 4,749.52			\$ 4,749.52
2015	\$ 15,000.00	\$ 0.07	\$ 6.33	\$ (0.14)	\$ (19,440.69)	\$ (4,434.43)			\$ 315.09
2016		\$ 0.09	\$ 0.67		\$ (14,297.38)	\$ (14,296.62)	\$ 13,981.53		\$ 0.00
2017	\$ 6,433.25		\$ 6.30	\$ (0.12)	\$ (15,504.70)	\$ (9,065.27)	\$ 10,351.80		\$ 1,286.53
2018	\$ 14,434.03	\$ 0.07	\$ 120.57	\$ (2.42)	\$ (6,619.93)	\$ 7,932.32	\$ -	\$ -	\$ 9,218.85
2019	\$ 10,658.49	\$ 1.62	\$ 219.01	\$ (6.32)	\$ (10,489.88)	\$ 382.92	\$ 1,200.00	\$ (1,206.64)	\$ 9,595.13
2020	\$ 887.68	\$ 4.78	\$ 12.55	\$ (0.25)	\$ (887.68)	\$ 17.08	\$ -	\$ (9,595.13)	\$ 17.08
2021	\$ -	\$ 0.19	\$ 0.05	\$ -	\$ (13,734.91)	\$ (13,734.67)	\$ -	\$ -	\$ (13,717.59)
					\$ -	\$ -			\$ -
					\$ -	\$ -			\$ -
					\$ -	\$ -			\$ -
					\$ -	\$ -			\$ -
TOTAL	\$ 67,158.10	\$ 6.82	\$ 370.95	\$ (9.36)	\$ (101,303.69)	\$ (33,777.18)	\$ 30,861.36	\$ (10,801.77)	\$ (13,717.59)